

**CAMPBELL COUNTY  
SCHOOL DISTRICT**

4J Elementary  
Board Report  
2021-2022

## School Demographics

Staff	2019-2020	2020-2021	2021-2022
Certified	6	6	6
ESP	4	4	5

## School Enrollment

Fall	K	1	2	3	4	5	6	Total
Oct. 1st 2019	7	4	4	8	5	4	5	37
Oct. 1st 2020	5	6	4	4	8	5	4	36
2021-2022 (Current)	5	7	6	5	5	9	5	42

## Subgroups

\*Subgroup data from the state is a year behind.

		2019-2020			2020-2021			2021-2022 Current		
Category		School	District	State	School	District	State	School	District	State
Gender	Female	50%	49%	48%	38%	49%	48%	38%	49%	TBD
	Male	50%	51%	52%	62%	51%	52%	62%	51%	TBD
IEP		8%	12%	14%	7%	12%	14%	9%	11%	TBD
Free/Reduced		0%	32%	35%	14%	35%	33%	12%	30%	TBD
Mobility		16%	16%	NA	14%	14%	NA	TBD	TBD	NA
ELL		0%	4%	3%	0%	4%	3%	0%	4%	TBD
Ethnicity	White	100%	83%	78%	100%	83%	77%	100%	85%	TBD
	Hispanic	0%	12%	14%	0%	12%	14%	0%	11%	TBD
	Other Minority	0%	5%	8%	0%	5%	9%	0%	4%	TBD

### Overall School Performance on Indicators

Only students enrolled for a full academic year (FAY) are included (FAY is from first school day in October to midpoint in test window)

Indicator	WAEA Target Level	ESSA Norm Category	Count of Students	Description
Growth	N/A	N/A		WAEA: The mean student growth percentile (MGP) in reading and math combined for all students in grades four through eight as measured from prior year PAWS to current year WY-TOPP.
				ESSA: The mean student growth percentile (MGP) in ELA and math combined for all students grades four through ten.
Equity	N/A	N/A	;	The weighted mean student growth percentile (MGP) with MGP of students who scored in the bottom 25% of students on the prior year test weighted at 80% and the MGP of the remaining students weighted at 20%. The reported count of students for this indicator reflects the number of students with tests in the consolidated subgroup and the number of students with tests not included in the consolidated subgroup. In some cases, students have a test in each group.
Achievement*	Exceeds Target 69	Above Average 65.9	22	WAEA: The percent proficient or above on the state test in English language arts, mathematics, and science.
			22	ESSA: The percent proficient or above on the state test in English language arts and mathematics.
ELP	N/A	N/A	0	The percent of English learners who met their annual goal for English language proficiency.

\* A school's achievement score may be lowered if the school does not meet the 95% participation rate requirement

FAY School Participation Rate Status WAEA: **Met**

FAY School Participation Rate Status ESSA: **Met**

### Overall School Performance

	WAEA Performance Category Cut Scores			ESSA Performance Category Cut Scores		
	Below Targets	Meeting Targets	Exceeding Targets	Below Average	Average	Above Average
Growth	<	>= and <	>=	<	>= and <	>=
Equity	<	>= and <	>=	<	>= and <	>=
Achievement	< 51	>= 51 and < 68	>= 68	< 47.7	>= 47.7 and < 58.6	>= 58.6
ELP	< 36	>= 36 and < 60	>= 60	< 27.7	>= 27.7 and < 50.0	>= 50.0

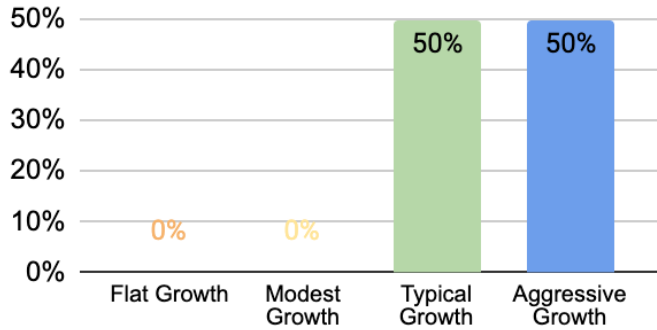
## State Assessment WY-TOPP

\*District grade levels will exceed the state average in content areas measured by Wyoming state assessments.

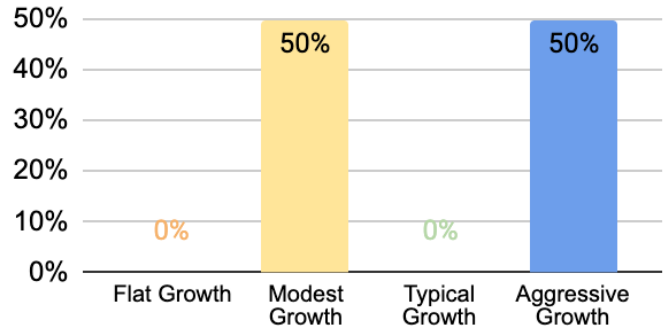
			School	District	State
Year	Grade	Subject	% Proficient & Advanced	% Proficient & Advanced	% Proficient & Advanced
2020-21	3	Math	80.0	38.6	50.5
2020-21	3	ELA	60.0	45.6	50.3
2020-21	4	Math	66.7	49.2	49.8
2020-21	4	ELA	77.8	44.9	48.7
2020-21	4	Science	88.9	49.6	48.2
2020-21	5	Math	60.0	48.5	51.2
2020-21	5	ELA	60.0	47.5	54.6
2020-21	6	Math	50.0	49.9	48.1
2020-21	6	ELA	50.0	54.4	58.9

# District Assessment - Fastbridge (Fall to Spring Growth)

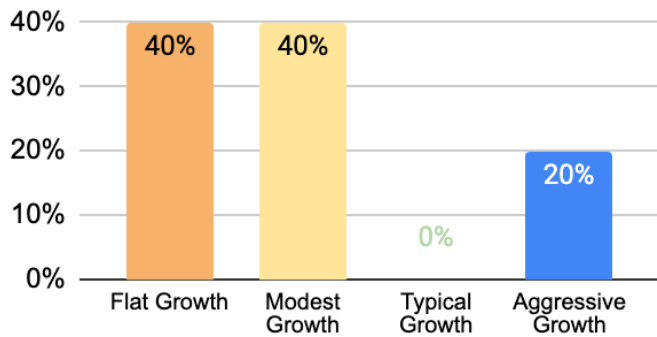
## 2nd Grade A Reading



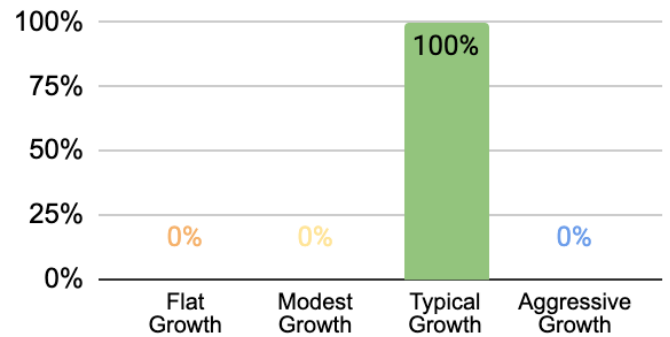
## 2nd Grade A Math



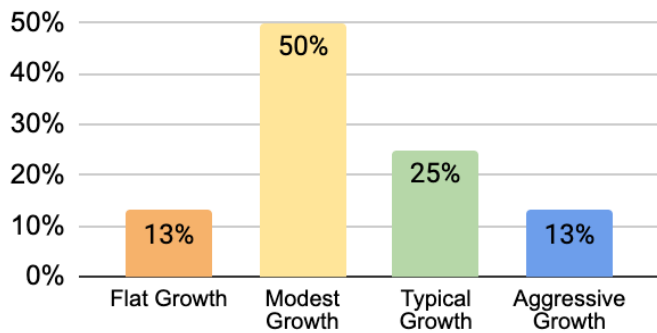
## 3rd Grade A Reading



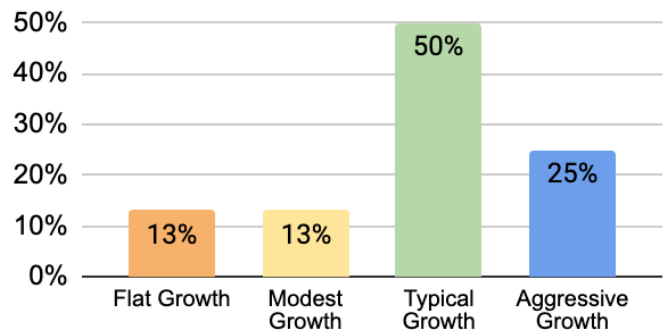
## 3rd Grade A Math



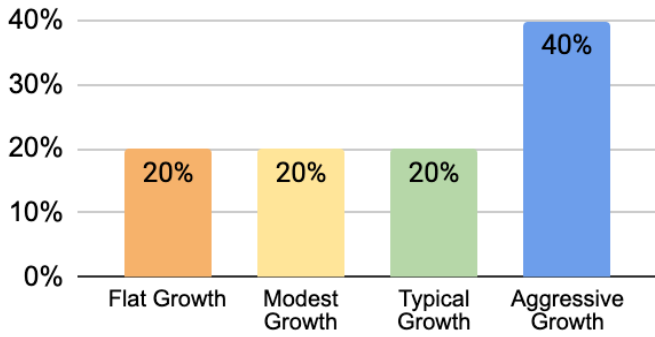
## 4th Grade A Reading



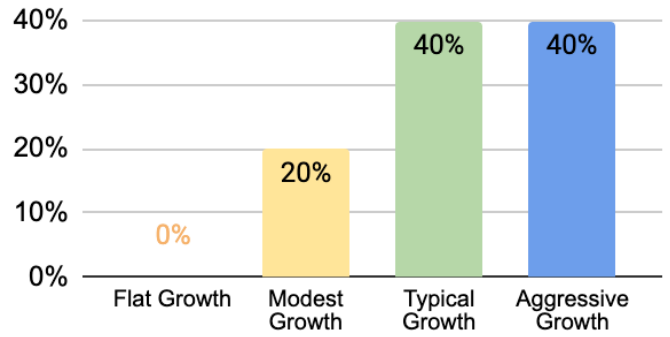
## 4th Grade A Math



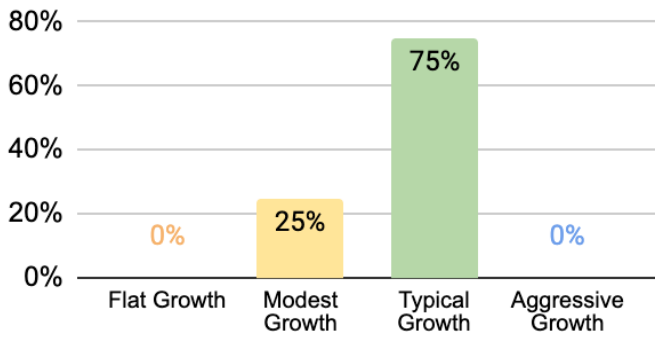
### 5th Grade A Reading



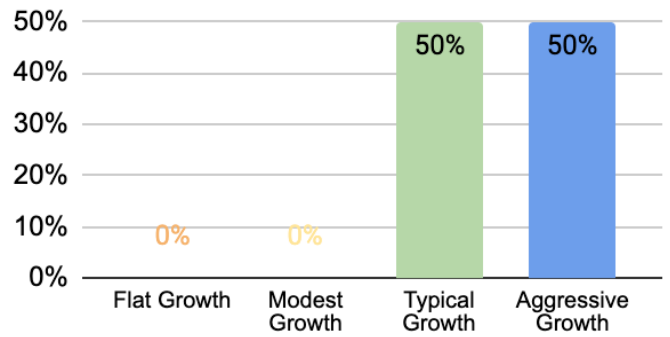
### 5th Grade A Math



### 6th Grade A Reading



### 6th Grade A Math



## **School Improvement Goals:**

**Goal: 1 – 4J Elementary will Meet or Exceed on all 4 Targets (Growth, Equity, Achievement, and ELP) as measured by the 2021-2022 WAEA School Performance Report.**

**Goal: 2 – 4J will partake in Professional Development opportunities in areas of need (math and technology)**